

Individual Representation: A Different Approach to Political Representation

Didier Ruedin

University of Neuchâtel

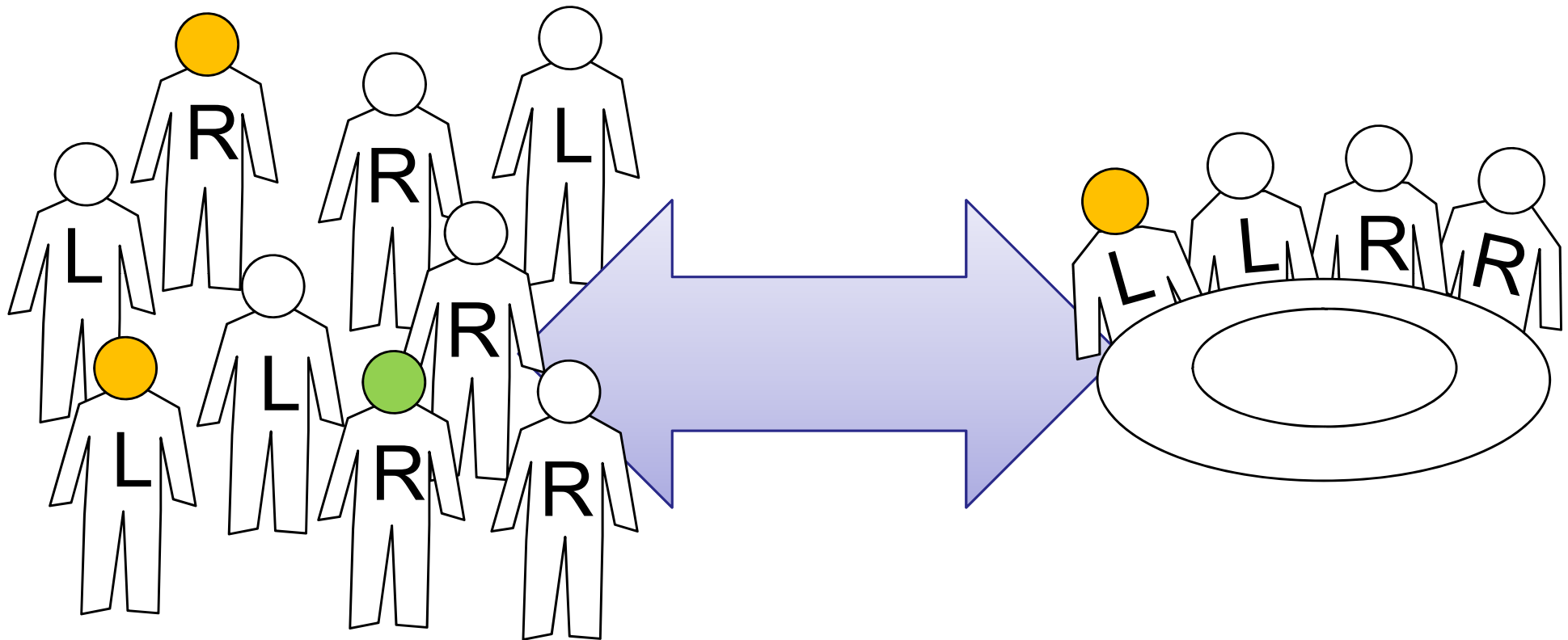
27th May 2011

CEU Conference in Social Sciences, *Political Representation in
Comparative Perspective*, Budapest

Overview





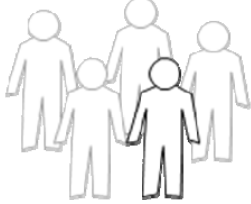



- Concept: Political representation
- Individual representation
- Example
- Conclusion

Political representation




- Substantive representation
- Descriptive representation

Forms of representation

<i>Relationship</i>	<i>Citizens</i>	<i>Representatives</i>
Dyadic Representation		
Collective Representation		
Direct Representation		
Individual Representation		

Individual Representation

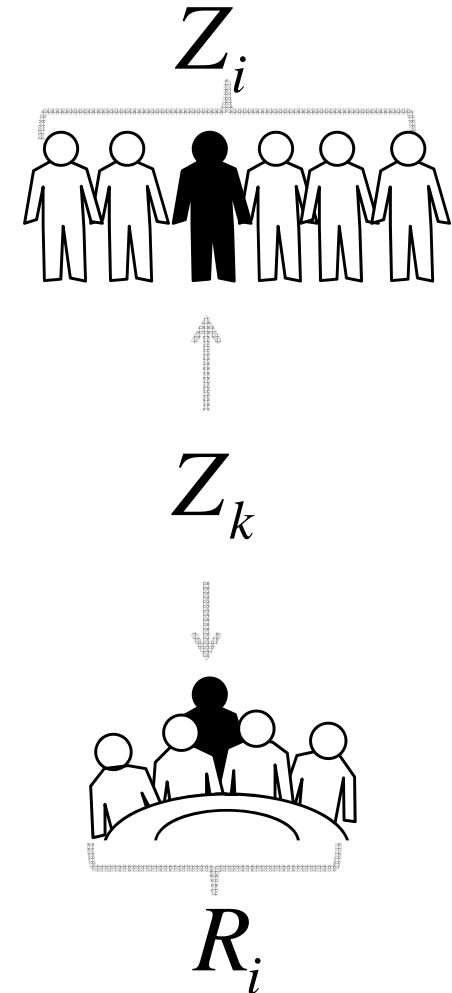


Measuring Individual Representation

- $V = M_Z - M_R$

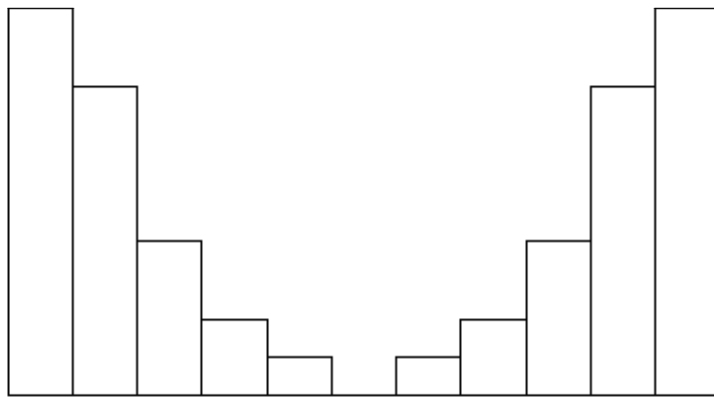
- $M_Z = \frac{1}{n} \sum_{i=1}^n |Z_k - Z_i|$

- $M_R = \frac{1}{m} \sum_{i=1}^m |Z_k - R_i|$

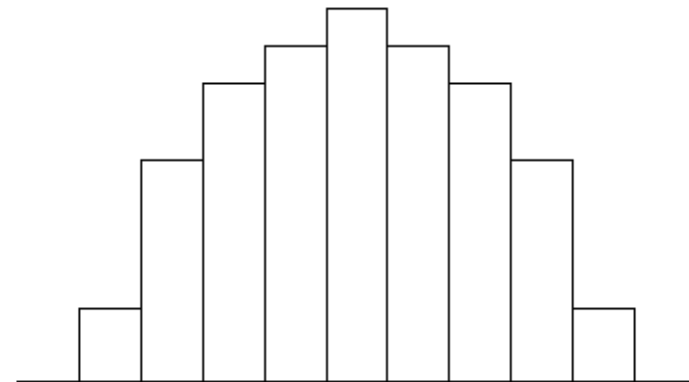


Comparing Means

Citizens

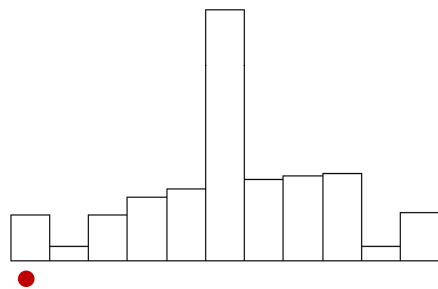


Representatives

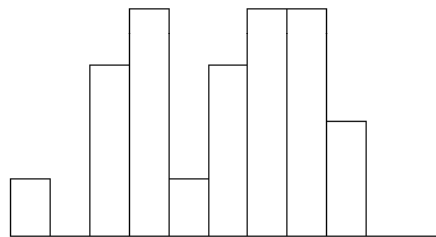


Example: Distributions

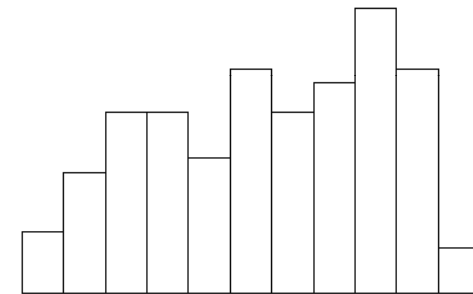
Citizens



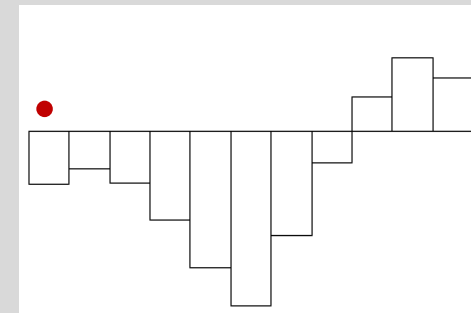
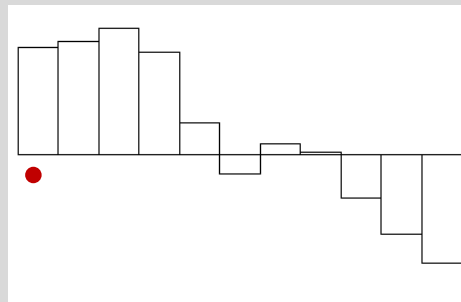
Council of States



National Council



Individual Representation



Hypotheses

- *H1: Individuals with more education and with more interest in politics are over-represented.*
- *H2: Older individuals, and men are over-represented.*
- *H3: Individuals with higher levels of representation trust the police and government more.*

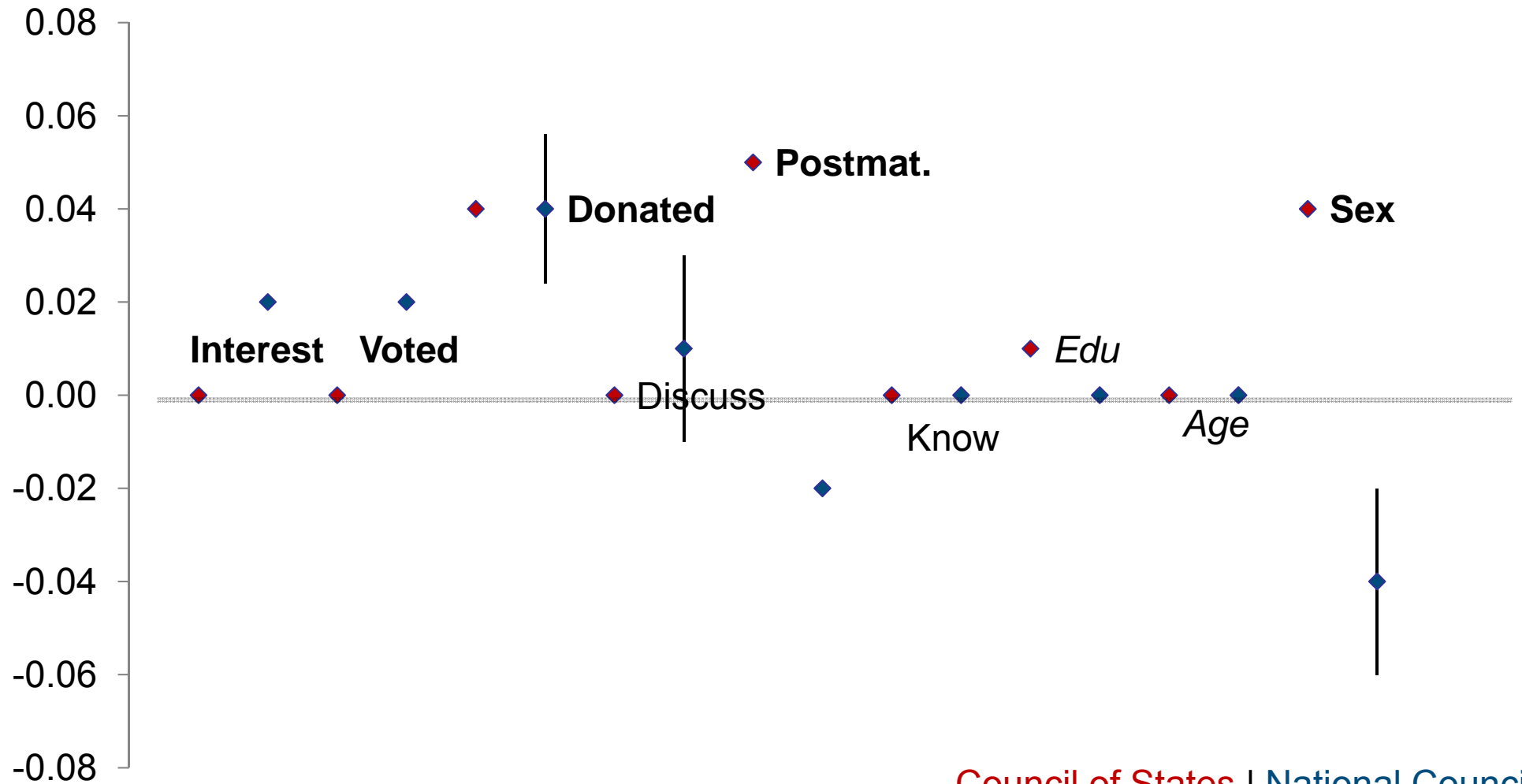
Education

<i>Variable</i>	<i>Council of States</i>	<i>National Council</i>
Education	0.21 *	0.04 *
ISCO-88 (“class”)	(p>0.1)	(p>0.1)
Income (relative)	(- 0.02)	(- 0.01)
Interest in politics	0.06 *	0.13 *
Voted in previous election	(p>0.1)	p<0.00 *
Political activities: gave money	0.08 *	0.08 *
Discuss politics	0.09 *	0.08 *
Difficult to make vote choice	(0.03)	0.14 *
Mixed feelings	0.05 *	- 0.15 *
Political knowledge	0.06 *	0.09 *

Age and Gender

<i>Variable</i>	<i>Council of States</i>	<i>National Council</i>
Sex (Female)	$\Delta=0.02$ +	$\Delta= - 0.08$ *
Age	$- 0.18$ *	($- 0.01$)
Foreign-born	($p>0.1$)	($p>0.1$)
Married	($p>0.1$)	($p>0.1$)
Size of municipality (large)	$- 0.12$ *	($- 0.01$)
Rural	$\Delta=0.06$ *	($p>0.1$)

Multivariate



Council of States | National Council

Trust

Variable	Council of States	National Council
Trust in parliament	- 0.08 *	0.11 *
Trust in political parties	- 0.08 *	0.12 *
Trust in police	- 0.13 *	0.04 +

Variable	Trust in Parliament				Generalized Trust			
	B	p	B	p	B	p	B	p
(Constant)	5.89		6.12		5.13		5.10	
IRS: CoS	- 0.70	0.00			0.35	0.00		
IRS: NC			0.71	0.00			0.06	0.56
Age	0.00	0.34	0.00	0.86	0.00	0.09	0.00	0.15
Education	0.05	0.00	0.04	0.00	0.04	0.00	0.05	0.00
Sex (female)	0.04	0.47	0.06	0.35	- 0.03	0.73	- 0.01	0.89
Postmaterialism	0.01	0.71	0.02	0.54	0.11	0.00	0.14	0.00

Conclusion

- Additional perspective
- New research questions possible
- Individual-level variable
 - Begin with issues: flexible grouping
 - Subgroups: old women, left-wing men
- Information on distributions
- Issue positions, agenda priorities