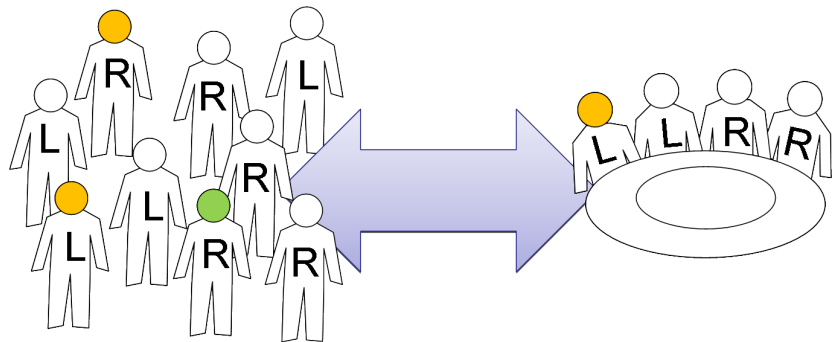


How Intersectionality Shapes Political Representation at the Individual Level

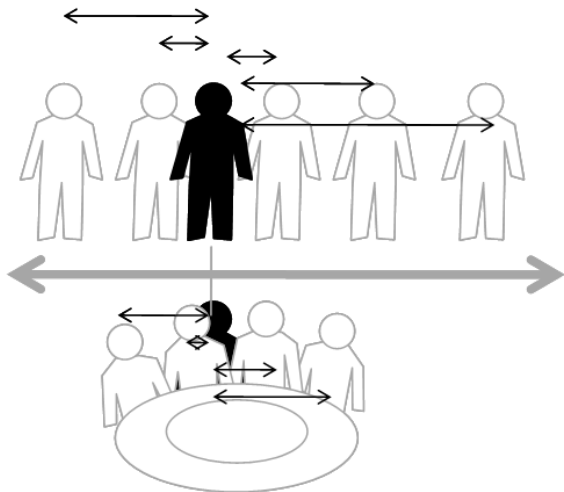
Didier Ruedin, University of Neuchâtel
didier.ruedin@wolfson.oxon.org

5 September 2014, ECPR Annual Conference,
Glasgow

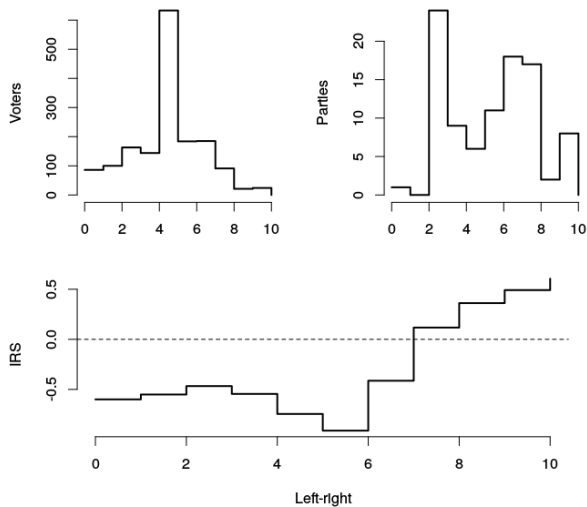
Political Representation



Individual Representation: Concept



Individual Representation: Example



Belgium

Data & Methods

Issue Domain	ESS Wording	CHES Wording
Left-right	'left', 'right'	overall stance
Postmaterialism	gay & lesbians	same-sex etc.
Redistribution	reduce differences	redistribution
Multiculturalism	culture undermined	multiculturalism
Immigration	(scale)	tough policy

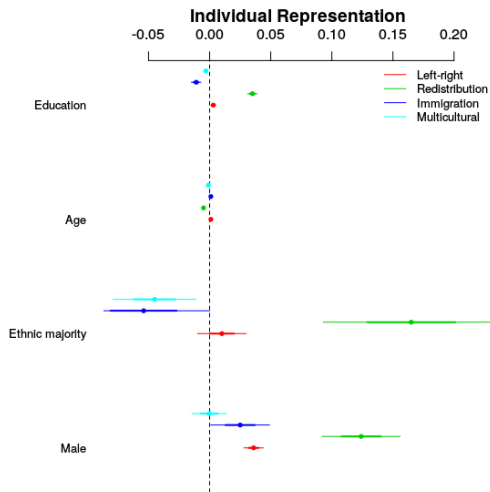
Hypothesis

H_a : If intersectionality affects political representation, there are significant statistical interactions between groups of lower social status.

Analytical Approach

individual representation_{domain} \sim gender + ethnic
minority + age + **gender * ethnic minority * age**
+ controls

Individual Representation



also in models: countries

Intersectionality: male * ethnic majority

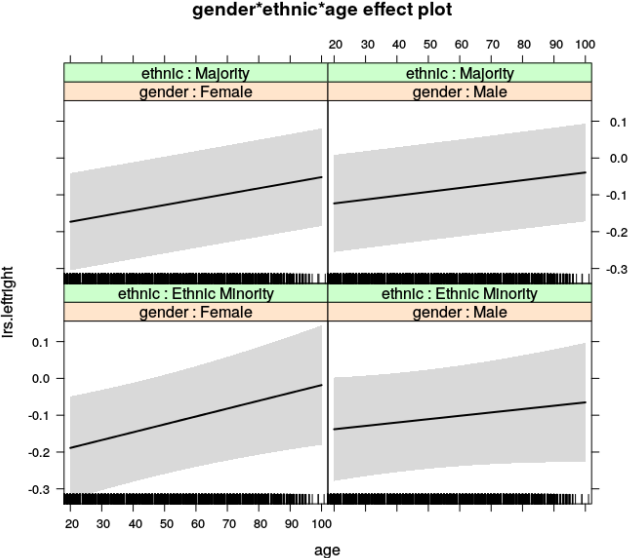
Left-right	Postmat.	Redistrib.	Multicult.	Immigr.
0.016	0.052	-0.044	0.001 -	0.002
(0.021)	(0.071)	(0.060)	(0.033)	(0.052)

only coefficients for the interaction term

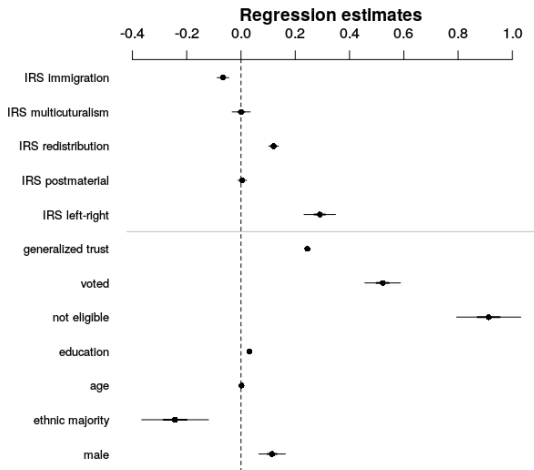
other variables: gender, ethnic majority, age, countries

$N \geq 37,462$

Intersectionality as Interaction



Consequences of Individual Representation



DV: Trust in parliament

Conclusion

individual representation scores: *a priori* well suited
group-specific interests not addressed

lower status \Rightarrow lower representation scores
no evidence of intersectionality

cumulative disadvantage

results of interventions: ethnic minority women