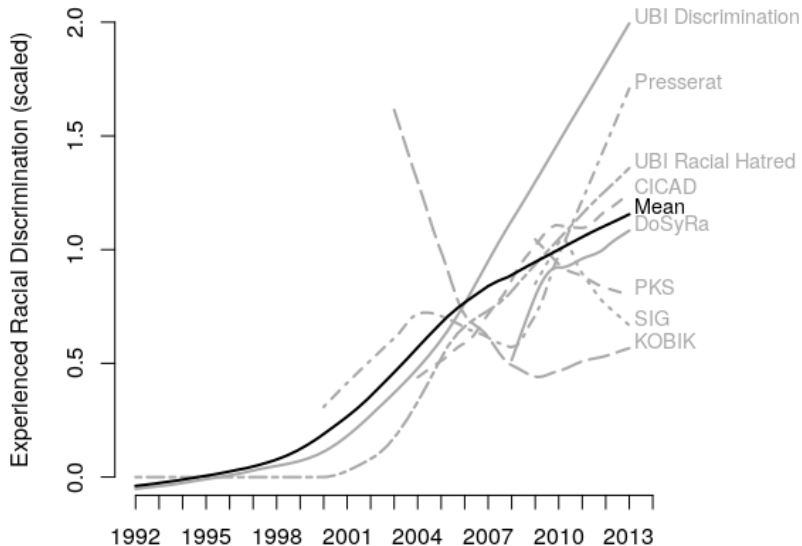


# Racial Discrimination in Switzerland

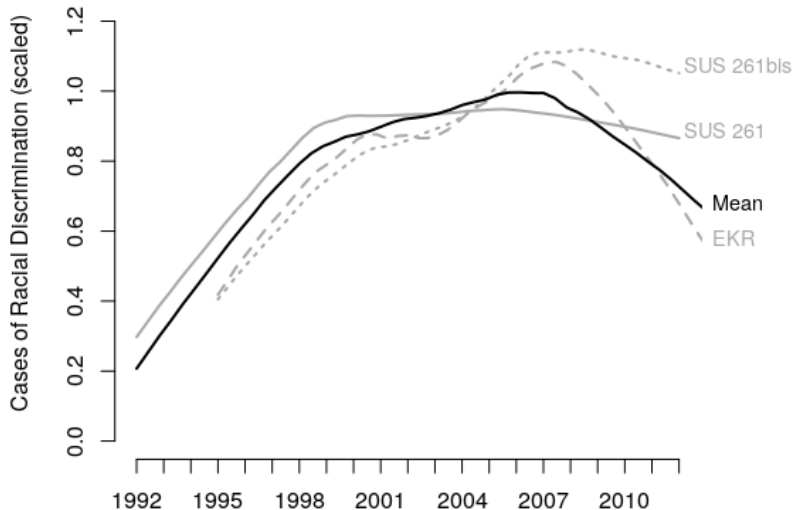
Didier Ruedin  
University of Neuchâtel and  
University of the Witwatersrand  
`didier.ruedin@wolfson.oxon.org`

*Annual NCCR On the Move Conference,*  
Neuchâtel  
24 June 2016

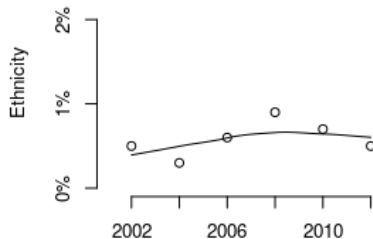
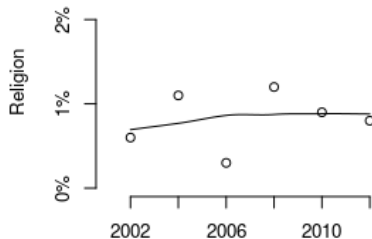
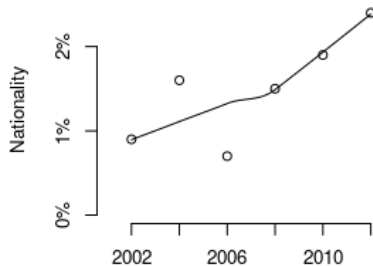
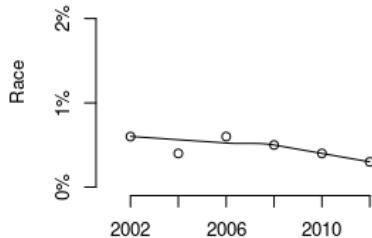
# Racial discrimination has increased



# Convictions have declined



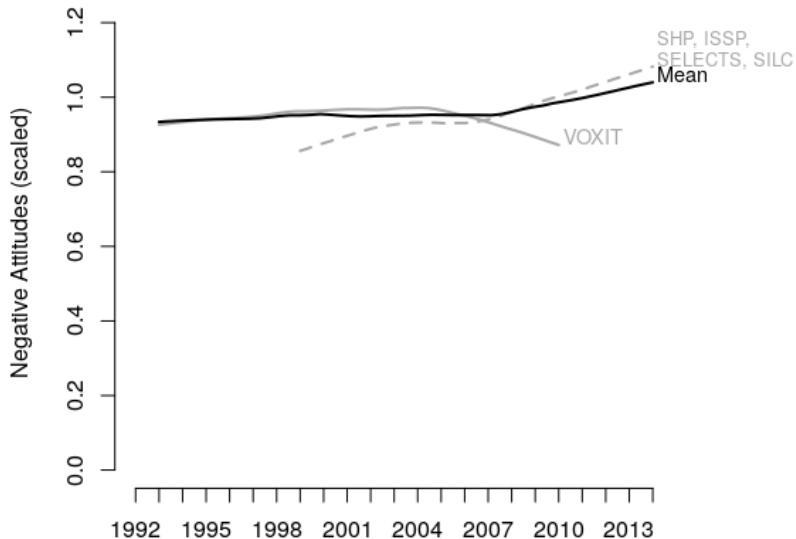
# Largest increase on the basis of nationality



# Nationality is the most common motive

Motive	ZidS 2010	ZidS 2012	ZidS 2014
Skin colour	1%	2%	1%
Religion	2%	2%	3%
<b>Nationality</b>	<b>7%</b>	<b>8%</b>	<b>9%</b>
Ethnicity	2%	2%	3%
Language	2%	4%	4%

# Attitudes to immigrants are stable



# Most common racism is verbal

	DoSyRa	GRA	SIG
Physical	4%	2%	0%
Unfavourable treatment	26%	12%	0%
<b>Verbal</b>	<b>55%</b>	<b>29%</b>	<b>5%</b>
Damage to property	1%	17%	0%
Propaganda	2%	0%	23%
Written	0%	0%	68%

# No gender differences experiencing racism

	<b>Male</b>	<b>Female</b>	14-39	40-64	65+
ESS	<b>5%</b>	<b>5%</b>	7%	4%	2%
ZidS	<b>20%</b>	<b>20%</b>	26%	20%	7%



# Biggest problem at the workplace

---

	Search	<b>Work</b>	Housing	Free	Medical
DoSyRa 13	–	<b>18%</b>	7%	3%	4%
ZidS 10	19%	<b>27%</b>	16%	6%	6%
ZidS 12	20%	<b>34%</b>	12%	5%	5%
ZidS 14	24%	<b>33%</b>	13%	5%	5%

---

# Conviction data do not capture racism

Racial discrimination has increased



Official conviction data are inadequate