

# Political Representation of Ethnic Groups

Didier Ruedin

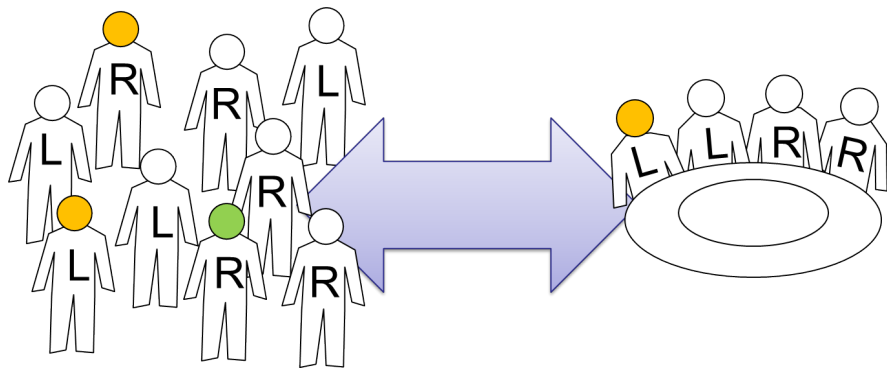
University of Neuchâtel  
[didier.ruedin@wolfson.oxon.org](mailto:didier.ruedin@wolfson.oxon.org)

Vienna, 5 December 2013  
INEX Talks

# Outline

- ▶ What is representation?
- ▶ Political representation of ethnic groups
- ▶ Comparison to the representation of women

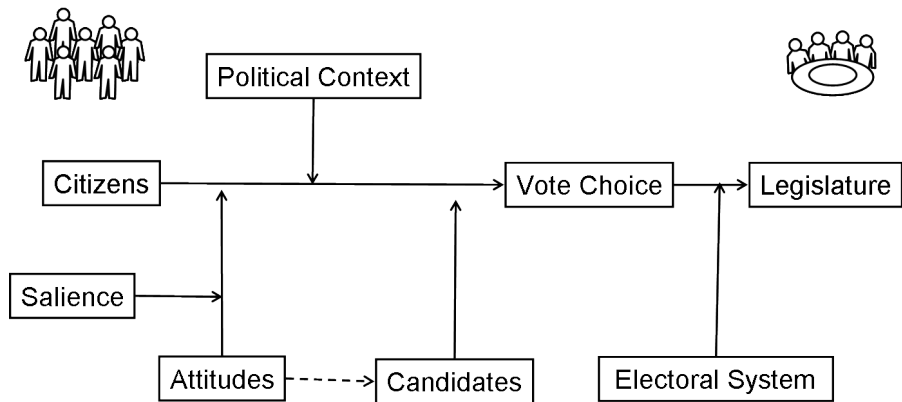
# Substantive and descriptive representation



# Why descriptive representation?

- ▶ Legitimacy
- ▶ Substantive representation
- ▶ Non-crystallized interests
- ▶ Conflict reduction
- ▶ Indication of status
- ▶ Symbolic value

# Explanations for Differences



# Approach

- ▶ New data (2006 onwards)
- ▶ Free and partly free countries (FH)
- ▶ 101 countries, 115 countries
- ▶ Comparing proportion in the population and in the legislature
- ▶ Representation index  $R$

$$R = 1 - \frac{1}{2} \sum_{i=1}^n \left| \Pi_{Pop,i} - \Pi_{Rep,i} \right|$$

# Approach

$$R = 1 - \frac{1}{2} \sum_{i=1}^n \left| \Pi_{Pop,i} - \Pi_{Rep,i} \right|$$

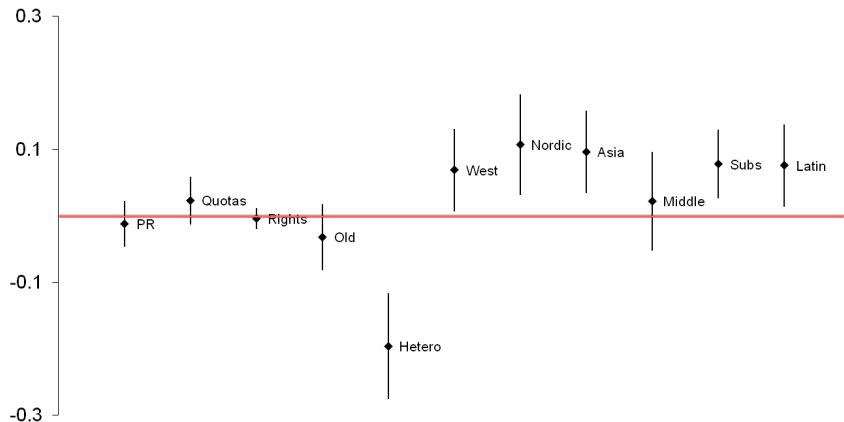
- ▶ e.g. Georgia (simplified)
- ▶ 15.5% minorities in population
- ▶ 6.9% minorities in legislature

Citizens



Representatives

# Regional Differences





# Attitudes: Measured and Predicted

	<i>B</i>	<i>SE</i>	<i>p-value</i>	<i>B</i>	<i>SE</i>	<i>p-value</i>
Constant	0.75	0.11	0.000 *	0.93	0.05	0.000 *
Electoral formula						
Mj/MMM						
PR/MMP	-0.03	0.03	0.238	0.00	0.02	0.881
Quotas						
No quotas						
Quotas	0.02	0.03	0.526	0.03	0.02	0.116
Political rights	0.02	0.02	0.183	0.01	0.01	0.275
Age of democracy	-0.03	0.03	0.324	0.03	0.03	0.203
Heterogeneity	-0.20	0.07	0.012 *	-0.27	0.05	0.000 *
<b>Attitudes</b>	<b>0.03</b>	<b>0.01</b>	<b>0.031 *</b>	<b>0.02</b>	<b>0.01</b>	<b>0.026 *</b>
<i>R</i> <sup>2</sup>	0.52			0.32		

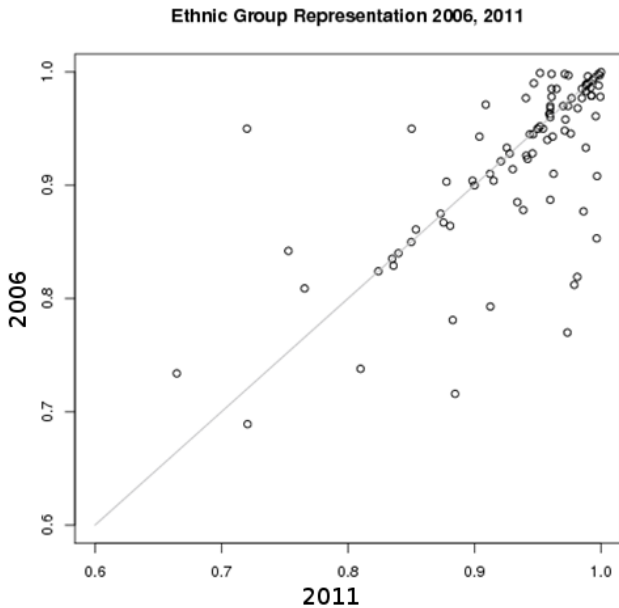
# Ethnic Groups and Women: Expectation

	<i>High Heterogeneity</i>	<i>Low Heterogeneity</i>
Women	Low	High
Ethnic Groups	High	Low

# Ethnic Groups and Women: Result

	<i>High Heterogeneity</i>	<i>Low Heterogeneity</i>
Women	0.30	0.34
Ethnic Groups	0.63	0.28

# Comparing 2006 and 2011



# Discussion

- ▶ Differences between countries
  - ▶ and across time
- ▶ Attitudes
- ▶ Saliency
- ▶ Quotas
  - ▶ Implementation
- ▶ Electoral engineering
  - ▶ Strong elites